

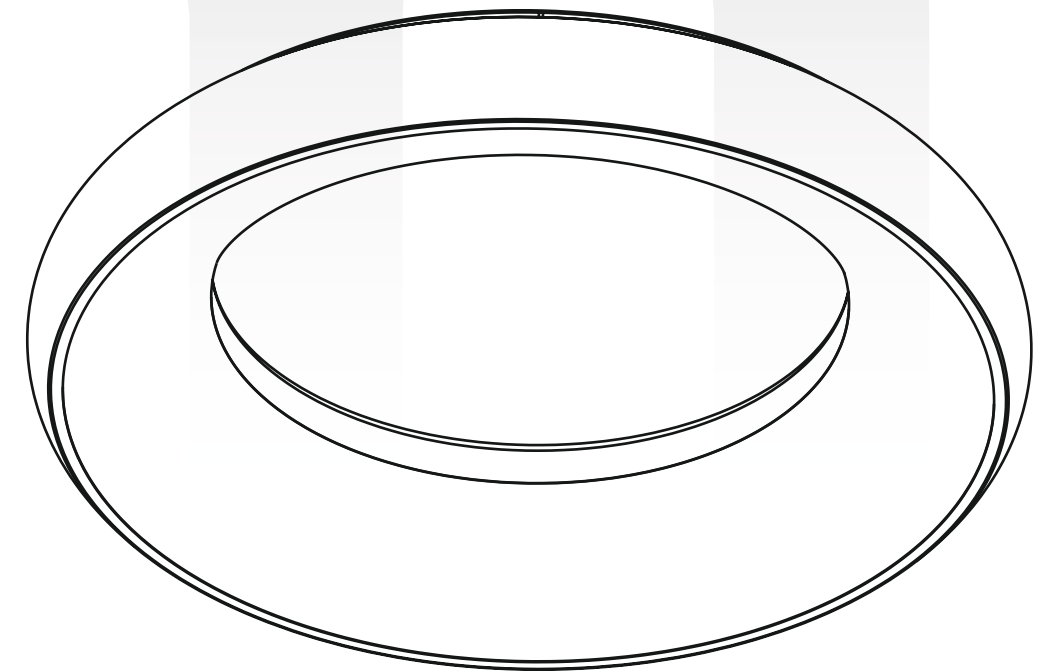
For more details
please visit
www.hellolight.eu

LED CEILING LIGHT SERIES

PRODUCT
COLLECTION



VISIOCOM
LED LIGHTING





LED Ceiling Light /Series/

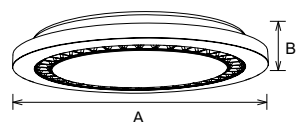
LED ceiling light in all its forms—most of the time plays a secondary role of attention but attach great importance to the general lighting of a room. It puts your room in best lighting effect by innovative lighting solutions and design. HelloLight ceiling light series has a low profile design providing a discreet, robust and stylish emergency, sensor and main luminaires.

It's with Elegantly slim and offered as both emergency and mains luminaires. It allows same seamless profile to be used throughout an installation. All options in the range are ideal for all projects when a high quality luminaire is required. Offering wide flexibility in facility lighting which is best suited to residential and commercial areas.



HI37

Ceiling light




HI37 Anti-glare LED ceiling light adopts multi-louver reflectors, effectively reduces glare index(UGR) to protecting human eyes. High luminous efficiency, 94-V0 fire-rated PC material housing and fast connection terminal design make it to be widely used in various lighting applications. Microwave Sensor and Triac dimmable function are available.



Code	Watt	Size(AxBmm)	Lumen(±5%)	N.W/pc(kgs)	Q'ty/CTN
HL37-10-12W	12W	Ø250x33	1520lm	0.54	20PCS
HL37-12-15W	15W	Ø300x33	2000lm	0.80	10PCS
HL37-16-25W	25W	Ø400x33	3120lm	1.33	10PCS

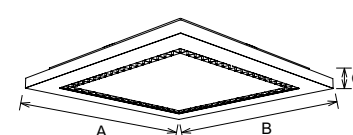
CCT 3000K 4000K 5000K 5700K

Finish White

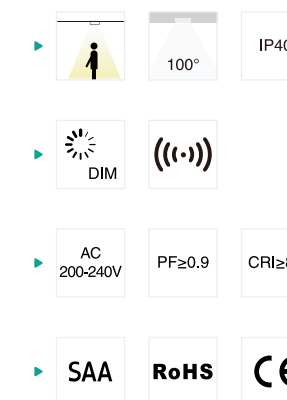


HI38

Ceiling light



HI38 Anti-glare square ceiling light adopts multi-louver reflectors, effectively reduces glare index(UGR) to protecting human eyes. High luminous efficiency, 94-V0 fire-rated PC material housing and fast connection terminal design make it to be widely used in various lighting applications. Microwave Sensor and Triac dimmable function are available.



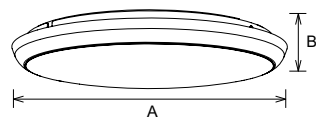
Code	Watt	Size(AxBxCmm)	Lumen(±5%)	N.W/pc(kgs)	Q'ty/CTN
HL38-10-12W	12W	250x250x33	1560lm	0.66	20PCS
HL38-12-15W	15W	300x300x33	1890lm	0.90	10PCS
HL38-16-25W	25W	400x400x33	3050lm	1.58	10PCS

CCT 3000K 4000K 5000K 5700K


Finish White



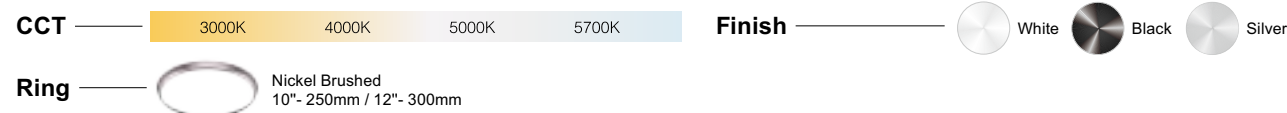
HL08B Ceiling light



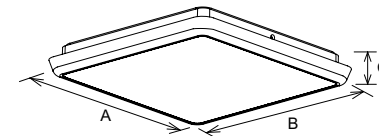
HL08B is a classical and functional ceiling light, especially in emergency, sensor, 3CCT changeable (by slide switch or remote control), triac dimmable functions etc. Meanwhile it's with IP54 waterproof design, 8/10/12/14/16 inch sizes as options, It's ideal luminaire to any indoor applications.



Code	Watt	Size(AxBmm)	Lumen(±5%)	N.W/pc(kgs)	Q'ty/CTN
HL08B-8-12W	12W	Ø200x48	1330lm	0.42	20PCS
HL08B-10-12W	12W	Ø250x48	1300lm	0.66	20PCS
HL08B-12-18W	18W	Ø300x40	2060lm	0.80	10PCS
HL08B-12-25W	25W	Ø300x40	2650lm	0.80	10PCS
HL08B-14-25W	25W	Ø350x40	2900lm	1.30	10PCS
HL08B-16-30W	30W	Ø400x52	3360lm	1.40	10PCS



HL12B Ceiling light



HL12B is a classical and functional square ceiling light, especially in emergency, sensor, 3CCT changeable (by slide switch or remote control), triac dimmable functions etc. Meanwhile it's with IP54 waterproof design, 10/12/14/16 inch sizes as options, It's ideal luminaire to any indoor applications.



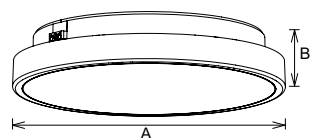
Code	Watt	Size(AxBxCmm)	Lumen(±5%)	N.W/pc(kgs)	Q'ty/CTN
HL12B-10-12W	12W	250x250x50	1330lm	0.75	20PCS
HL12B-12-18W	18W	300x300x40	1995lm	0.96	10PCS
HL12B-12-25W	25W	300x300x40	2775lm	0.96	10PCS
HL12B-14-25W	25W	350x350x41	2775lm	1.24	10PCS
HL12B-16-30W	30W	400x400x51	3330lm	2.00	10PCS



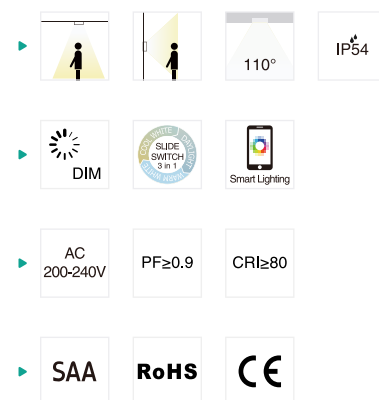


HI85

Ceiling light



HI85 is an economic and integrated slim design ceiling light with high luminous flux; Waterproof function (IP54) expand the application area; Presser device makes the installation easier; Triac dimmable, Color switchable combines dimmable both available.



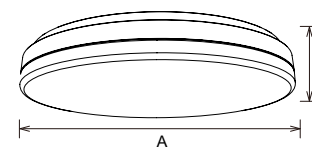
Code	Watt	Size(AxBmm)	Lumen(±5%)	N.W/pc(kgs)	Q'ty/CTN
HL85-10-10W	10W	Ø250x64	1060lm	0.50	20PCS
HL85-12-18W	18W	Ø300x66.5	1820lm	0.70	10PCS
HL85-16-24W	24W	Ø400x69	2600lm	1.14	10PCS

CCT — 3000K 4000K 5000K 5700K Finish — White Black Silver

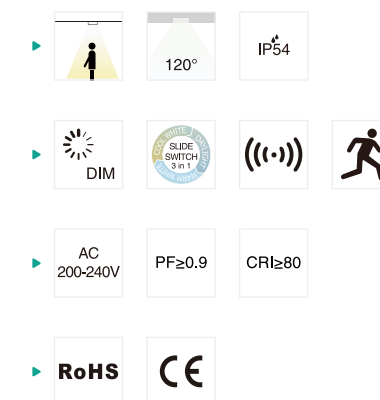


HL126

Ceiling light



HL126 is a super slim and functional form ceiling light, it is with dimmable, 3CCT switchable, sensor, emergency etc functions. Installation types including surface mounted and suspending, IP54 and IK06 level, 10/12/16 inch sizes as options. It's ideal luminaire to any indoor applications.

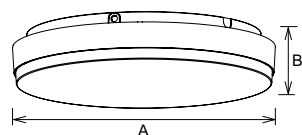


Code	Watt	Size(AxBmm)	Lumen(±5%)	N.W/pc(kgs)	Q'ty/CTN
HL126-10-12W	12W	Ø250x60	1200lm	0.70	6PCS
HL126-12-18W	18W	Ø300x60	1800lm	1.00	6PCS
HL126-12-25W	25W	Ø300x60	2500lm	1.00	6PCS
HL126-16-25W	25W	Ø400x60	2500lm	1.50	6PCS
HL126-16-30W	30W	Ø400x60	3000lm	1.50	6PCS

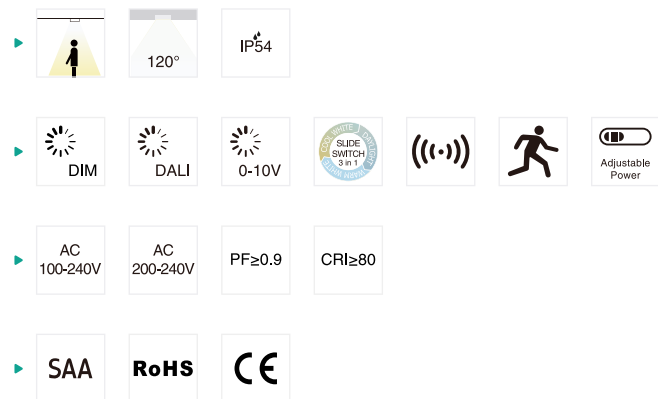
CCT — 3000K 4000K 5000K 5700K Finish — White



HL87 Ceiling light



HL87 is a new super slim design ceiling light, adopting high lumen SMD LED and lighter weight fire-rated material to ensure better heat resistance and corrosion resistance. The base and shade are detachable which make easier maintenance and installation. It also supports functions including Triac, 0-10V, DALI dimmable; Changeable power and 3 CCT by DIP switch(optional); Adjustable sensor and Emergency etc.

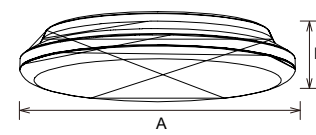


Code	Watt	Size(AxBmm)	Lumen(±5%)	N.W/pc(kgs)	Q'ty/CTN
HL87-11-12W	12W	Ø275x65	1460lm	0.70	12PCS
HL87-11-18W	18W	Ø275x65	2200lm	0.70	12PCS
HL87-11-25W	25W	Ø275x65	3000lm	0.70	12PCS
HL87-14-25W	25W	Ø350x65	2900lm	1.00	6PCS
HL87-14-30W	30W	Ø350x65	3200lm	1.00	6PCS

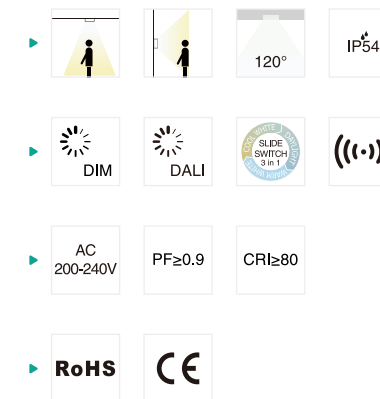
CCT 3000K 4000K 5000K 5700K Finish White Black Silver



HL117 Ceiling light



HL117 LED ceiling light is a frameless integrated design, adopting high lumen SMD LED, flicker-free led driver, PC diffuser with uniform light. IP54 weather proof. Standard on/off, interchangeable CCT, triac dimmable, 0-10V dimmable, sensor function are all available.



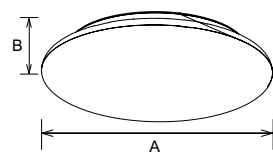
Code	Watt	Size(AxBmm)	Lumen(±5%)	N.W/pc(kgs)	Q'ty/CTN
HL117-8-12W	12W	Ø200x46	1350lm	0.50	12PCS
HL117-11-12W	12W	Ø275x48	1350lm	0.80	12PCS
HL117-11-18W	18W	Ø275x48	1950lm	0.80	12PCS
HL117-11-25W	25W	Ø275x48	2700lm	0.80	12PCS
HL117-14-25W	25W	Ø350x48	2700lm	1.20	6PCS
HL117-14-30W	30W	Ø350x48	3200lm	1.20	6PCS

CCT 3000K 4000K 5700K Finish White

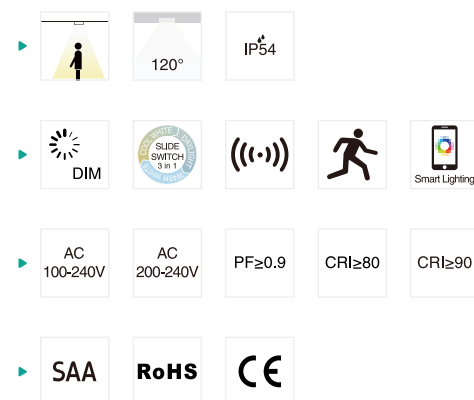


HI47

Ceiling light



HI47 is a flying saucer-shaped led ceiling light, super slim and minimalistic design. Replaceable built-in power supply design with easy maintenance. Easy installation, it is twist mounting after fixing the holder on the ceiling, avoid extra nail screw work, safe and convenient.

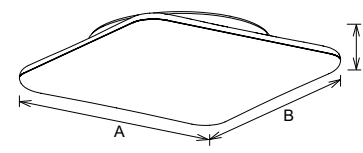


Code	Watt	Size(AxBmm)	Lumen(±5%)	N.W/pc(kgs)	Q'ty/CTN
HL47-10-12W	12W	Ø250x53	1200lm	0.53	20PCS
HL47-12-18W	18W	Ø300x58	1900lm	0.76	10PCS
HL47-12-25W	25W	Ø300x58	2560lm	0.76	10PCS
HL47-16-25W	25W	Ø400x66	2550lm	1.31	10PCS
HL47-16-30W	30W	Ø400x66	3020lm	1.31	10PCS

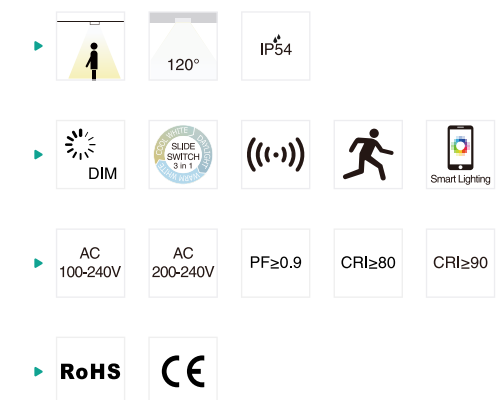
CCT — 3000K 4000K 5000K 5700K Finish — White Black Silver

HL47S

Ceiling light



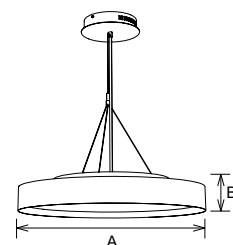
HL47S is a square and flying saucer-shaped led ceiling light, super slim and minimalistic design. Replaceable built-in power supply design with easy maintenance. Easy installation, it is twist mounting after fixing the holder on the ceiling, avoid extra nail screw work, safe and convenient.



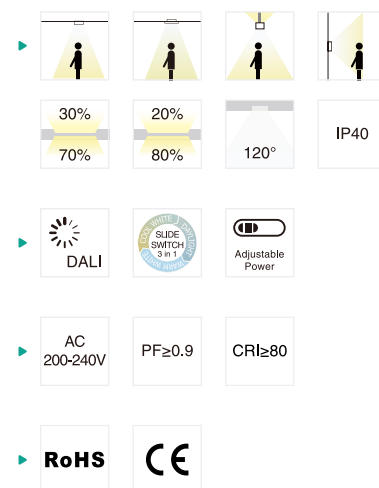
Code	Watt	Size(AxBxCmm)	Lumen(±5%)	N.W/pc(kgs)	Q'ty/CTN
HL47S-12-18W	18W	300x300x58	1920lm	0.96	10PCS
HL47S-12-25W	25W	300x300x58	2670lm	0.96	10PCS
HL47S-16-25W	25W	400x400x58	2610lm	1.66	10PCS
HL47S-16-30W	30W	400x400x58	3160lm	1.66	10PCS

CCT — 3000K 4000K 5000K 5700K Finish — White Black Silver

HL99 Ceiling light



HL99 ceiling light is with AL6063 aluminum housing, SMD LED chips and Opal or Microprismatic diffuser. Size options: 400mm, 600mm, 800mm, 1000mm. It can do CCT adjustable and wattage adjustable, multiple installation ways available as surface mounted, recessed, Suspended. It is with Osram flicker free driver, DALI 2.0 with push dim available.



Code	Watt	Size(AxBmm)	Lumen(±5%)	N.W/pc(kgs)	Q'ty/CTN
HL99-16-40W	40W	Ø400x86	4300lm	3.20	6PCS
HL99-24-60W	60W	Ø600 86	6700lm	6.90	2PCS
HL99-32-75W	75W	Ø800 86	8000lm	11.00	1PCS
HL99-40-100W	100W	Ø1000 86	10700lm	16.20	1PCS

CCT — 3000K — 4000K — 5000K — 5700K

Finish — White — Black




Steel wire suspension



Wire harness suspension



Pendant rod suspension



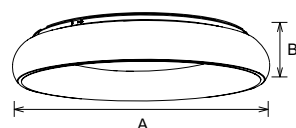
Wall mounted (Indirect lighting)



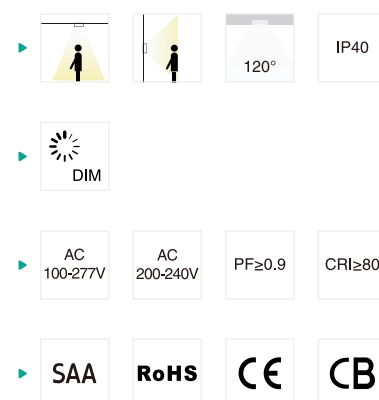
Wall mounted (Direct lighting)



HL24A Ceiling light



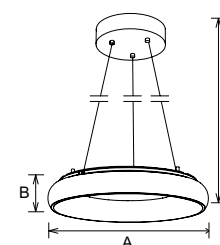
HL24A is with hollow shape and curved light direction design, the circular light output offers a magic 3D effect; rotate buckle on the base to make installation easier and faster, it's very suitable for leisure location.



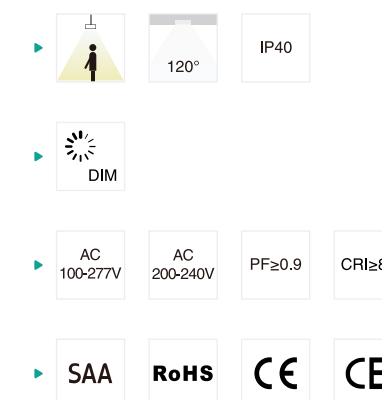
Code	Watt	Size(AxBmm)	Lumen(±5%)	N.W/pc(kgs)	Q'ty/CTN
HL24A-12-18W	18W	Ø298x51	1450lm	1.08	10PCS
HL24A-12-25W	25W	Ø298x51	2000lm	1.08	10PCS
HL24A-16-35W	35W	Ø400x68	3100lm	1.89	6PCS

CCT 3000K 4000K 5000K 5700K Finish White Black Silver

HL24B Ceiling light



HL24B is with hollow shape, curved light direction and suspended installation design, the circular light output offers a magic 3D effect; rotate buckle on the base to make installation easier and faster, it's very suitable for leisure location.

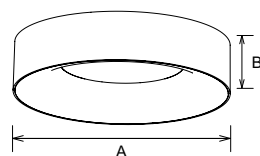


Code	Watt	Size(AxBxCmm)	Lumen(±5%)	N.W/pc(kgs)	Q'ty/CTN
HL24B-12-18W	18W	Ø298x50x1525	1450lm	0.87	10PCS
HL24B-12-25W	25W	Ø298x50x1525	2000lm	0.87	10PCS
HL24B-16-35W	35W	Ø400x67x1542	3100lm	1.55	6PCS

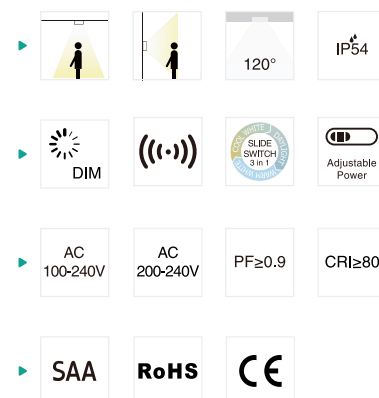
CCT 3000K 4000K 5000K 5700K Finish White Black Silver



HL41A Ceiling light



HL41A ceiling light (full PC adopts elegant and concave design, it makes the luminous surface compact and with magic 3D effects. Surface mounted and suspended installation are also optional, equipped with rotating lamp fixture, makes the surface mounted installation much easier.

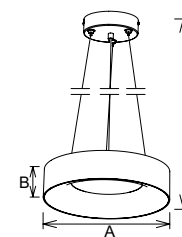


Code	Watt	Size(AxBmm)	Lumen(±5%)	N.W/pc(kgs)	Q'ty/CTN
HL41A-12-18W	18W	Ø300x71	1710lm	1.04	6PCS
HL41A-16-25W	25W	Ø400x71	2370lm	1.53	6PCS

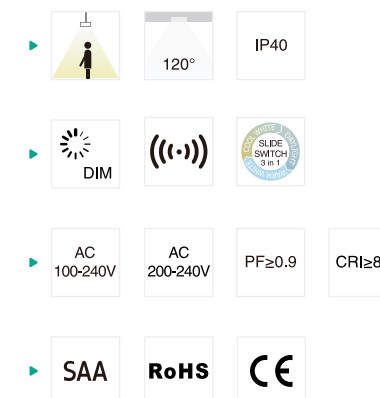
CCT — 3000K 4000K 5000K 5700K Finish — White Black Silver



HL41B Ceiling light



HL41B ceiling light (full PC) adopts elegant and concave design, it makes the luminous surface compact and with magic 3D effects. Surface mounted and suspended installation are also optional, equipped with rotating lamp fixture, makes the surface mounted installation much easier.



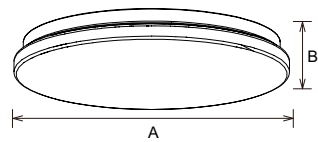
Code	Watt	Size(AxBxCmm)	Lumen(±5%)	N.W/pc(kgs)	Q'ty/CTN
HL41B-12-18W	18W	Ø300x71x1200	1710lm	1.53	4PCS
HL41B-16-25W	25W	Ø400x71x1200	2370lm	1.86	4PCS

CCT — 3000K 4000K 5000K 5700K Finish — White Black Silver



HL122

Ceiling light



HL122 economical LED ceiling light adopts led lens to ensure uniform light effect. Integrated design for LEDs and driver can help mainteniece. Interchangeable CCT with slide switch, IP54 waterproof for room side.

-
-
-
-

Code	Watt	Size(AxBmm)	Lumen(±5%)	N.W/pc(kgs)	Q'ty/CTN
HL122-10-12W-C3(P3)	12W	Ø250x48	1100lm	0.56	10PCS
HL122-12-18W-C3(P3)	18W	Ø300x53	1600lm	0.72	10PCS
HL122-16-24W-C3(P3)	24W	Ø400x53	2200lm	1.15	10PCS

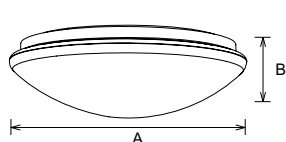
CCT 3000K 4000K 5700K

Finish White



HL51

Ceiling light



HL51 is a Tri-CCT changeable ceiling light with PC diffuser and aluminum base, CCT is adjusted via a switch on the back of the lamp, 350mm and 380mm, 350mm available. It also comes with emergency function.

-
-
-
-

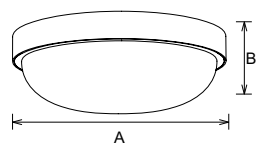
Code	Watt	Size(AxBmm)	Lumen(±5%)	N.W/pc(kgs)	Q'ty/CTN
HL51-14-16W	16W	Ø350x106	1570lm	0.64	5PCS
HL51-15-25W	25W	Ø380x120	2500lm	0.74	5PCS

CCT 3000K 4000K 5000K 5700K

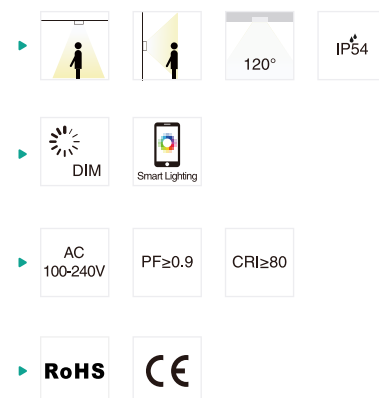
Finish White



HL71 Ceiling light



HL71 is a new design IP54 grade ceiling light, which be with replaceable module design for fast installation, fire-rated PC diffuser, ensure safety performance. Triac dimmable available. It's widely use to bathroom and indoor corridor.

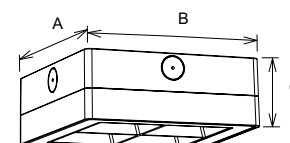


Code	Watt	Size(AxBmm)	Lumen(±5%)	N.W/pc(kgs)	Q'ty/CTN
HL71-12-8W	8W	Ø300x105	865lm	1.10	4PCS
HL71-12-15W	15W	Ø300x105	1530lm	1.10	4PCS

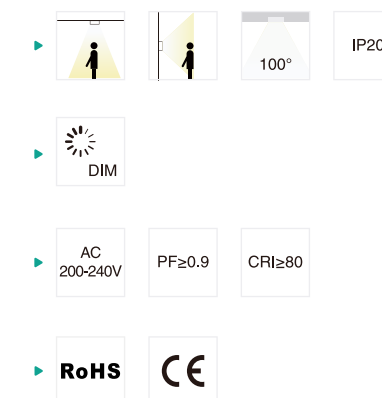
CCT — 3000K 4000K 5000K 5700K Finish — White Black Silver



HL42 Ceiling light



HL42 is an anti-glare DIY ceiling light which with unique, compact and elegant design. It can be installed optionally into different shapes and images with available different fame color such as red, green, gray etc.

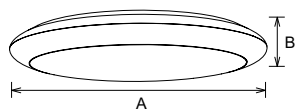


Code	Watt	Size(AxBxCmm)	Lumen(±5%)	N.W/pc(kgs)	Q'ty/CTN
HL42-6-12W	12W	160x160x62	940lm	0.56	24PCS

CCT — 3000K 4000K 5000K 5700K Finish — White Black Gray



HL45 Ceiling light



HL45 is a module design ceiling light, easy to install and maintenance. It's with fire rated PC material, IP65 waterproof and IK10 impact resistant. It also supports dimmable, sensor, emergency version, 10/12/16/20 inch are available for this product.

-
-
-
-

Code	Watt	Size(AxBmm)	Lumen(±5%)	N.W/pc(kgs)	Q'ty/CTN
HL45-10-12W	12W	Ø270x70	1280lm	0.76	10PCS
HL45-12-18W	18W	Ø320x70	1940lm	1.00	6PCS
HL45-12-25W	25W	Ø320x70	2700lm	1.00	6PCS
HL45-16-25W	25W	Ø420x85	2650lm	1.59	6PCS
HL45-16-30W	30W	Ø420x85	3150lm	1.59	6PCS
HL45-20-30W	30W	Ø520x85	3180lm	2.40	6PCS
HL45-20-35W	35W	Ø520x85	3670lm	2.40	6PCS
HL45-20-40W	40W	Ø520x85	4160lm	2.40	6PCS

CCT

3000K

4000K

5000K

5700K

Finish

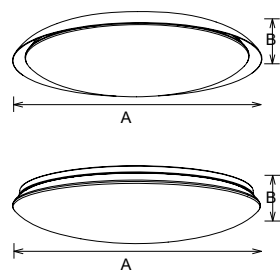
White



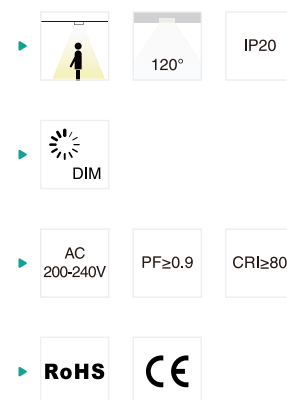
LED Ceiling light



HL52 Ceiling light



HL52 is 2.4G wireless remote controller ceiling light, it supports dimmable, color changeable (controlled by switch/ remote controller/APP), night light, power off memory and timing switch functions etc. Low power consumption, fast switch between different functions, excellent stability and strong anti-interference capacity make this lamp outstanding.



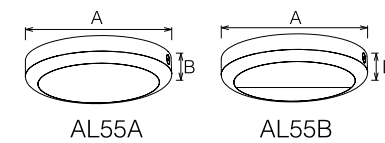
Code	Watt	Size(AxBmm)	Lumen(±5%)	N.W/pc(kgs)	Q'ty/CTN
HL52-45W(TYPE A)	45W	Ø600x106	3735lm	2.50	1PCS
HL52-45W(TYPE B)	45W	Ø670x106	3735lm	2.80	1PCS

CCT 3000K 4000K 5700K


Finish White



HL55 Bulkhead




HL55 is a ceiling light which comes with multifunctions, triac dimmable, emergency, sensor, color switchable, wattage switchable. Its cover can be circular and semi-circular diffuser to create different lighting effect, IP54 and IP65 optional.



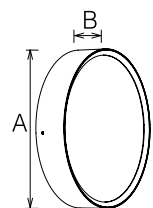
Code	Watt	Size(AxBmm)	Lumen(±5%)	N.W/pc(kgs)	Q'ty/CTN
HL55-12-15W	15W	Ø300x60	1480lm	0.96	6PCS

CCT 3000K 4000K 5000K 5700K

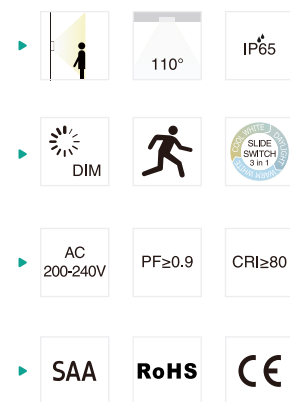
Finish White Black



HL65 Bulkhead



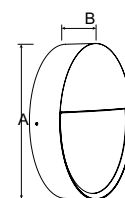
HL65 is IP65 IK10 bulkhead which adopts Die-casting aluminum body and 94-V0 fire-rated PC cover. This fixture provides an alternative to the color changeable and Emergency function. These lights are a perfect answer to complete your outdoor look.



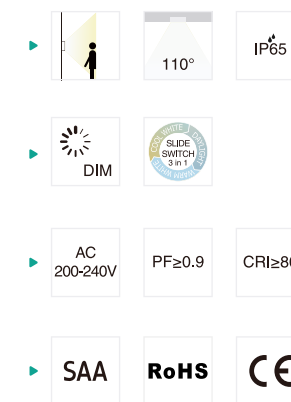
Code	Watt	Size(AxBmm)	Lumen(±5%)	N.W/pc(kgs)	Q'ty/CTN
HL65-10-12W	12W	Ø250x58	1250lm	1.05	10PCS
HL65-10-18W	18W	Ø250x58	1850lm	1.15	10PCS

CCT — 3000K 4000K 5000K 5700K Finish — White Black Gray

HL66 Bulkhead



HL66 is IP65 IK10 bulkhead which adopts Die-casting aluminum body and 94-V0 fire-rated PC cover. This fixture provides an alternative to the color changeable. These lights are a perfect answer to complete your outdoor look.

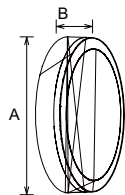


Code	Watt	Size(AxBmm)	Lumen(±5%)	N.W/pc(kgs)	Q'ty/CTN
HL66-10-12W	12W	Ø250x74	1100lm	1.10	10PCS

CCT — 3000K 4000K 5000K 5700K Finish — White Black Gray



HL96 Bulkhead



HL96 is IP65 and IK10 LED ceiling light, which adopts high lumen SMD LED and lighter weight fire-rated material to ensure better heat resistance and corrosion resistance. Wall mounted and surface mounted for options. Multiple functions such as 3 CCT and power interchangeable, emergency, adjustable sensor, triac/0-10V/DALI dimmable are available.

Code	Watt	Size(AxBmm)	Lumen(±5%)	N.W/pc(kgs)	Q'ty/CTN
HL96-8-12W	12W	Ø200x60	1250lm	0.48	12PCS
HL96-11-12W	12W	Ø275 60	1350lm	0.85	12PCS
HL96-11-18W	18W	Ø275 60	2000lm	0.85	12PCS
HL96-11-25W	25W	Ø275 60	2650lm	0.85	12PCS
HL96-14-25W	25W	Ø350 60	2850lm	1.38	6PCS
HL96-14-30W	30W	Ø350 60	3150lm	1.38	6PCS

CCT

3000K

4000K

5000K

5700K

Finish

White

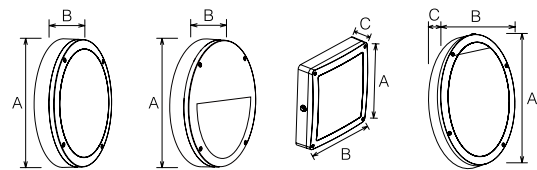
Black



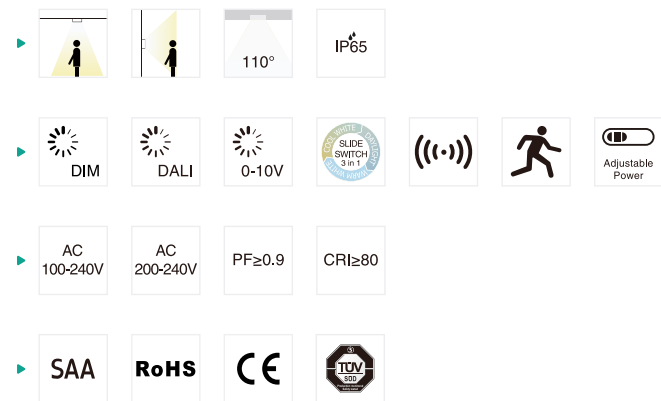
LED Bulkhead



HI91 Bulkhead



HI91 is with multiple shapes design, including circular, semicircle, square and oval. Adopt high lumen SMD LED and lighter weight fire-rated material which can ensure better heat resistance and be with corrosion resistance. Wall mounted and surface mounted available. The base and shade are detachable which make easier maintenance and installation. Remote sensor control for 15W & 25W .



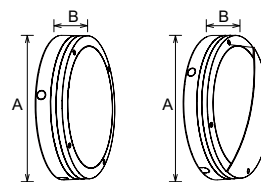
Code	Watt	Size(AxBxCmm)	Lumen(±5%)	N.W/pc(kgs)	Q'ty/CTN
HL91-11-12W-Circular	12W	Ø275x59	1250lm	0.76	12PCS
HL91-11-18W-Circular	18W	Ø275x59	1780lm	0.76	12PCS
HL91-11-25W-Circular	25W	Ø275x59	2450lm	0.76	12PCS
HL91-14-25W-Circular	25W	Ø350x59	2450lm	1.19	6PCS
HL91-14-30W-Circular	30W	Ø350x59	2850lm	1.19	6PCS
HL91-11-12W-Semicircle	12W	Ø275x59	1250lm	0.77	12PCS
HL91-11-18W-Semicircle	18W	Ø275x59	1780lm	0.77	12PCS
HL91-10-12W-Square	12W	242x242x59	1250lm	0.72	12PCS
HL91-10-18W-Square	18W	242x242x59	1780lm	0.72	12PCS
HL91-12-12W-Oval	12W	320x230x60	1250lm	0.78	12PCS
HL91-12-18W-Oval	18W	320x230x60	1780lm	0.78	12PCS
HL91-12-25W-Oval	25W	320x230x60	2450lm	0.78	12PCS

CCT 3000K 4000K 5000K 5700K

Finish White Black



HL91E Bulkhead



HL91E LED ceiling light with modular design which adopts high lumen SMD LED, fire-rated material. It has a wide lighting area with down lighting and side lighting. IP65 and IK10 are suitable for outdoor application. Multiple functions: interchangeable CCT and power, adjustable sensor, emergency. And DALI/0-10V/Triac dimmable are available.



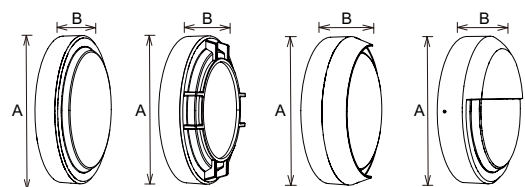
Code	Watt	Size(AxBmm)	Lumen(±5%)	N.W/pc(kgs)	Q'ty/CTN
HL91E-11-12W(Circular)	15W	Ø275x67	1150lm	0.92	12PCS
HL91E-11-18W(Circular)	18W	Ø275x67	1780lm	0.92	12PCS
HL91E-11-25W(Circular)	25W	Ø275x67	2450lm	0.92	12PCS
HL91E-11-12W(Semicircle)	12W	Ø275x68	1780lm	0.95	12PCS
HL91E-11-18W(Semicircle)	18W	Ø275x68	1780lm	0.95	12PCS
HL91E-11-25W(Semicircle)	25W	Ø275x68	1780lm	0.95	12PCS

CCT 3000K 4000K 5000K 5700K

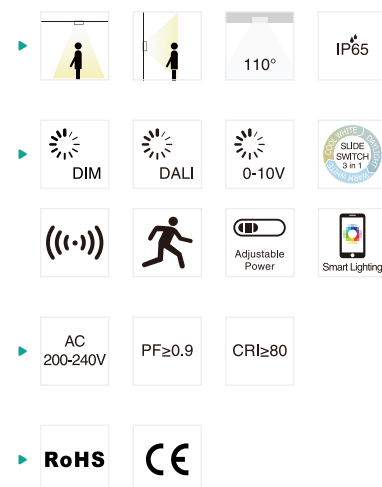
Finish White Black



HL104 Bulkhead



HL104 is IP65 IK10 bulkhead which adopts Die-casting Aluminum body and 94-V0 fire-rated PC cover. This fixture is with four different trims and provides an alternative to color changeable, sensor and emergency functions. Dali and 0-10V dimming is also available.



Code	Watt	Size(AxBmm)	Lumen(±5%)	N.W/pc(kgs)	Q'ty/CTN
HL104A-10-15W	15W	Ø250X63	1750lm	1.05	10PCS
HL104B-10-15W	15W	Ø250X68	1500lm	1.15	10PCS
HL104C-10-15W	15W	Ø250X83	1600lm	1.19	10PCS
HL104D-10-15W	15W	Ø250 67	1700lm	1.38	10PCS
HL104A-12-25W	25W	Ø300X63	3000lm	1.58	6PCS
HL104B-12-25W	25W	Ø300X68	2150lm	1.69	6PCS
HL104C-12-25W	25W	Ø300X83	2600lm	1.73	6PCS
HL104D-12-25W	25W	Ø300 67	1900lm	2.05	6PCS


CCT 3000K 4000K 5000K 5700K

Finish White Black

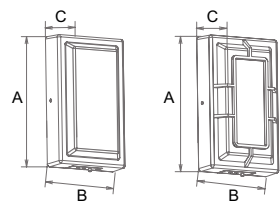


FOUR DIFFERENT TRIMS

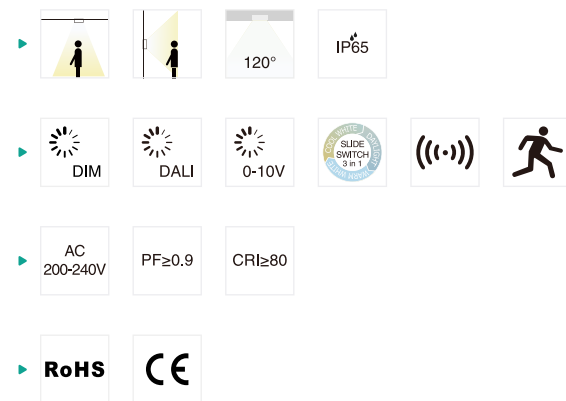





HL104R Bulkhead



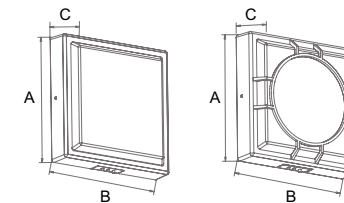
HL104R is IP65 IK10 bulkhead which adopts Die-casting Aluminum body and 94-V0 fire-rated PC cover. AL104R is rectangle. This fixture is with two different trims and provides an alternative to color changeable, sensor and emergency functions. Dali and 0-10V dimming are also available.



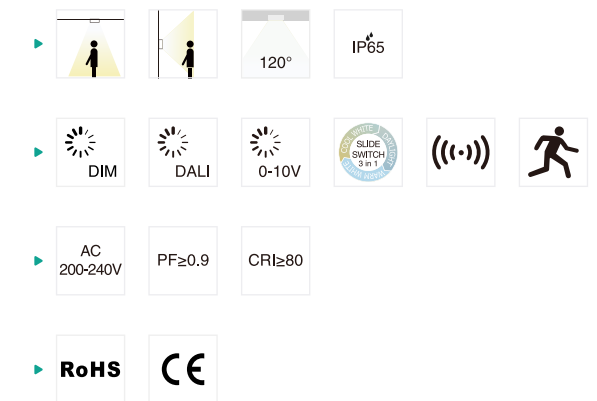
Code	Watt	Size(AxBmm)	Lumen(±5%)	N.W/pc(kgs)	Q'ty/CTN
HL104R-10-15W	15W	250x150x63	1650lm	0.90	10PCS
HL104R-10-15W	15W	250x150x69	1350lm	0.97	10PCS



HL104S Bulkhead



HL104S is IP65 IK10 bulkhead which adopts Die-casting Aluminum body and 94-V0 fire-rated PC cover. AL104S is square version. This fixture is with two different trims and provides an alternative to color changeable, sensor and emergency functions. Dali and 0-10V dimming are also available.



Code	Watt	Size(AxBmm)	Lumen(±5%)	N.W/pc(kgs)	Q'ty/CTN
HL104S-10-15W	15W	250x250x63	1780lm	0.90	10PCS
HL104S-10-15W	15W	250x250x69	1500lm	0.97	10PCS